

# Web of Science



## Results Analysis

[<<Back to previous page](#)

**Research Areas**

**Publication Years**

**Databases**

**Document Types**

**Authors**

**Authors - Arabic**

**Authors - Chinese**

**Countries/Regions**

**Countries/Regions -  
Chinese**

**Source Titles**

**Source Titles - Arabic**

**Source Titles - Chinese**

**Meeting Titles**

**Group/Corporate Authors**

Languages

Institutions

Institutions - Chinese

General Categories

Showing **357** records for AUTHOR: (Akaike H)

Create Citation Report

Visualization **Treemap**

Number of results **25**

Download

Hide

ENGINEERING 143 records143ENGINEERINGMATERIALS SCIENCE 84 records84MATERIALS SCIENCEMATHEMATICS 76 records76MATHEMATICSPHYSICS 72 records72PHYSICSPHARMACOLOGY PHARMACY 67 records67PHARMACOLOGY PHARMACYCHEMISTRY 58 records58CHEMISTRYBIOCHEMISTRY MOLECULAR BIOLOGY 57 records57BIOCHEMISTRY MOLECULARBIOLOGYIMMUNOLOGY 53 records53IMMUNOLOGYONCOLOGY 53 records53ONCOLOGYGASTROENTEROLOGY HEPATOLOGY 47 records47GASTROENTEROLOGYHEPATOLOGYCOMPUTER SCIENCE 45 records45COMPUTER SCIENCEPEDIATRICS 44 records44PEDIATRICSIINFECTIOUS DISEASES 41 records41INFECTIOUSDISEASESGERIATRICS GERONTOLOGY 37 records37GERIATRICSGERONTOLOGYSURGERY 34 records34SURGERYINSTRUMENTS INSTRUMENTATION 33 records33INSTRUMENTSINSTRUMENTATIONMICROBIOLOGY 32 records32MICROBIOLOGYRESPIRATORY SYSTEM 30 records30RESPIRATORY SYSTEMPOLYMER SCIENCE 28 records28POLYMER SCIENCEGENETICS HEREDITY 27 records27GENETICSHEREDITYHEMATOLOGY 25 records25HEMATOLOGYELECTROCHEMISTRY 22 records22ELECTROCHEMISTRYRHEUMATOLOGY 22 records22RHEUMATOLOGYENVIRONMENTAL SCIENCES ECOLOGY 19 records19ENVIRONMENTALSCIENCES ECOLOGYMEDICAL LABORATORY TECHNOLOGY 19 records19MEDICALLABORATORYTECHNOLOGY

Sort by **Record count**












Show ...

Minimum record count

Select records to view, or exclude. Choose "View records" to view the selected records only or "Exclude records" to view the unselected records only.

Update

[How are these totals calculated?](#)

Select	Field: Research Areas	Record Count	% of 357	Bar Chart
	ENGINEERING	143	40.056 %	
	MATERIALS SCIENCE	84	23.529 %	
	MATHEMATICS	76	21.289 %	
	PHYSICS	72	20.168 %	
	PHARMACOLOGY PHARMACY	67	18.768 %	
	CHEMISTRY	58	16.247 %	
	BIOCHEMISTRY MOLECULAR BIOLOGY	57	15.966 %	
	IMMUNOLOGY	53	14.846 %	
	ONCOLOGY	53	14.846 %	
	GASTROENTEROLOGY HEPATOLOGY	47	13.165 %	
	COMPUTER SCIENCE	45	12.605 %	

PEDIATRICS	44	12.325 %	■
INFECTIOUS DISEASES	41	11.485 %	■
GERIATRICS GERONTOLOGY	37	10.364 %	■
SURGERY	34	9.524 %	■
INSTRUMENTS INSTRUMENTATION	33	9.244 %	■
MICROBIOLOGY	32	8.964 %	■
RESPIRATORY SYSTEM	30	8.403 %	■
POLYMER SCIENCE	28	7.843 %	■
GENETICS HEREDITY	27	7.563 %	■
HEMATOLOGY	25	7.003 %	■
ELECTROCHEMISTRY	22	6.162 %	■
RHEUMATOLOGY	22	6.162 %	■
ENVIRONMENTAL SCIENCES ECOLOGY	19	5.322 %	■
MEDICAL LABORATORY TECHNOLOGY	19	5.322 %	■
NEUROSCIENCES NEUROLOGY	18	5.042 %	■
CELL BIOLOGY	15	4.202 %	■
PHYSIOLOGY	15	4.202 %	■
PATHOLOGY	14	3.922 %	■
TELECOMMUNICATIONS	13	3.641 %	■
CARDIOVASCULAR SYSTEM CARDIOLOGY	12	3.361 %	■
DEMOGRAPHY	12	3.361 %	■
ENERGY FUELS	12	3.361 %	■

RADIOLOGY NUCLEAR MEDICINE MEDICAL IMAGING	12	3.361 %	■
SCIENCE TECHNOLOGY OTHER TOPICS	12	3.361 %	■
AUTOMATION CONTROL SYSTEMS	9	2.521 %	■
ENDOCRINOLOGY METABOLISM	9	2.521 %	■
GENERAL INTERNAL MEDICINE	8	2.241 %	■
HEALTH CARE SCIENCES SERVICES	8	2.241 %	■
PUBLIC ENVIRONMENTAL OCCUPATIONAL HEALTH	8	2.241 %	■
RESEARCH EXPERIMENTAL MEDICINE	8	2.241 %	■
MATHEMATICAL COMPUTATIONAL BIOLOGY	7	1.961 %	■
METALLURGY METALLURGICAL ENGINEERING	7	1.961 %	■
BEHAVIORAL SCIENCES	6	1.681 %	■
PSYCHOLOGY	6	1.681 %	■
TRANSPORTATION	6	1.681 %	■
VIROLOGY	6	1.681 %	■
ANATOMY MORPHOLOGY	5	1.401 %	■
DERMATOLOGY	5	1.401 %	■
OPTICS	5	1.401 %	■
UROLOGY NEPHROLOGY	5	1.401 %	■
DENTISTRY ORAL SURGERY MEDICINE	4	1.120 %	■
IMAGING SCIENCE PHOTOGRAPHIC TECHNOLOGY	4	1.120 %	■
LIFE SCIENCES BIOMEDICINE OTHER TOPICS	4	1.120 %	■
NUTRITION DIETETICS	4	1.120 %	■
ORTHOPEDICS	4	1.120 %	■

TOXICOLOGY	4	1.120 %	
COMMUNICATION	3	0.840 %	
OPHTHALMOLOGY	3	0.840 %	
AGRICULTURE	2	0.560 %	
ANESTHESIOLOGY	2	0.560 %	
CONSTRUCTION BUILDING TECHNOLOGY	2	0.560 %	
EDUCATION EDUCATIONAL RESEARCH	2	0.560 %	
FAMILY STUDIES	2	0.560 %	
MATHEMATICAL METHODS IN SOCIAL SCIENCES	2	0.560 %	
MECHANICS	2	0.560 %	
OTORHINOLARYNGOLOGY	2	0.560 %	
PSYCHIATRY	2	0.560 %	
SOCIAL SCIENCES OTHER TOPICS	2	0.560 %	
ACOUSTICS	1	0.280 %	
BIODIVERSITY CONSERVATION	1	0.280 %	
BIOPHYSICS	1	0.280 %	
BIOTECHNOLOGY APPLIED MICROBIOLOGY	1	0.280 %	
BUSINESS ECONOMICS	1	0.280 %	
FOOD SCIENCE TECHNOLOGY	1	0.280 %	
METEOROLOGY ATMOSPHERIC SCIENCES	1	0.280 %	
MYCOLOGY	1	0.280 %	
NUCLEAR SCIENCE TECHNOLOGY	1	0.280 %	

NURSING	1	0.280 %	
OBSTETRICS GYNECOLOGY	1	0.280 %	
REHABILITATION	1	0.280 %	
REPRODUCTIVE BIOLOGY	1	0.280 %	
SOCIOLOGY	1	0.280 %	
SPECTROSCOPY	1	0.280 %	
THERMODYNAMICS	1	0.280 %	
VETERINARY SCIENCES	1	0.280 %	

(1 records (0.280%) do not contain data in the field being analyzed.)

Exclude Selected

View Selected

**Select a download option (tab-delimited text file)**

Data rows displayed in table

All data rows (up to 100,000)

Download

Clarivate

Accelerating innovation

© 2021 Clarivate  
 Copyright notice  
 Terms of use  
 Privacy statement  
 Cookie policy

Sign up for the Web of Science newsletter  
 Follow us

